

AS Valnes  
Pärnu mnt 139E/4  
11317 Tallinn,  
Estonia  
Registry code

Tel (+372) 65 65 485  
Fax (+372) 65 65 486  
valnes@valnes.ee  
www.valnes.ee

A/C 221001160812  
Hansabank  
S.W.I.F.T. HABA EE 2X

## GENERAL USE AND CARE INSTRUCTIONS FOR DOOR FASTENERS, WARRANTY POLICY

In case of disagreement, the buyer has the right to request an expert assessment. While the expert assessment is being carried out, the importer is not obliged to provide a replacement product free of charge. The customer is responsible for purchasing it. If the expert assessment establishes that the product is subject to replacement under warranty, the customer will be compensated for the replacement product. Products sent to an expert assessment will not be returned.

### Lock cases (incl. electric)

- on lock cases, the front plate of the case must not be painted/varnished, this includes the elements of the latch bolt and the deadbolt;
- for the purpose of fixing the door latch bolt, screws, matches, and other details must not be used on the latch bolt;
- the door must not be closed if the deadbolt in the lock case is in the extended position (this use is easily detectable later);
- fixing holes must not be drilled on the door for the handle while the lock case has been fitted inside the door;
- electric locks must not be opened independently, otherwise the locks will lose their warranty. In case of non-working electric locks, the lock supplier must be notified, who will then repair the lock on site or install a new one;
- latch bolts must not rest on the counter-frame in the locked position (it is necessary to check the condition of the door in its frame: the door must not have sunk, become bent, etc.).

### Lock cylinders

- hammers (or other impact tools) must not be used in the assembly of the lock cylinders, unless the keyhole is freely positioned. The lock case must be removed and the existing opening checked;
- when turning the cylinder, only the key suitable for that cylinder must be used (not cutting pliers, a screwdriver, a key to another cylinder, etc.);
- the key must be inserted and pushed all the way directly in the cylinder, then the lock must be opened/closed. Do not twist the key if it is not pushed all the way into the opening;
- the keys must not be used to pull and close the door.



AS Valnes on  
Eesti Turvaettevõtete  
Liidu liige

AS Valnes  
Pärnu mnt 139E/4  
11317 Tallinn,  
Estonia  
Registry code \_\_\_\_\_

Tel (+372) 65 65 485  
Fax (+372) 65 65 486  
valnes@valnes.ee  
www.valnes.ee

A/C 221001160812  
Hansabank  
S.W.I.F.T. HABA EE 2X

- The key must be made from the original blank intended for the given system (the key is made when the card is shown at the system supplier or its authorised vendor). It is not permitted to use copy keys in serial locks that are not manufactured using the original blanks provided by the manufacturer of the given system and the keys are not manufactured under the code provided for this purpose. In the case of a serial locking key system where keys made from non-original blanks are in use, there shall be no warranty from the manufacturer and any malfunctions that occur shall not cover under the warranty.

#### Handle sets / handles / panic bars

- No additional weights must be hung/placed on the door handles / handles / panic bars, as these will cause an additional load on the door latch of the lock case and its spring, which will shorten the service life of the latter;
- the door must not be transported while holding the door handle / handle / panic bar;
- assembly of the door handle with impact tools is prohibited;
- it is not permitted to hang from the door handle / handle / panic bar, as this will cause the latch bolt spring of the lock case to wear out faster and the handle fastenings to stretch out, resulting in loose handles;
- the door must not be pushed against obstacles, such as a wall, etc., as this will damage the durability and coating of the protruding parts of the lock (door handles, handles, panic bars);
- natural wear and tear of door handles, incl. scratches (except for damage to the coating during the manufacturing process) is not covered by the warranty. When choosing door handles, it is necessary to take into account that products with a different paint coating, antibacterial coating, oxide coating, and brass are decorative coatings. These are predominantly intended for use in dry conditions (indoors, except for shower/sauna/toilet) and not intended for a corrosive environment. These are also not recommended for doors with a very high frequency of use, since decorative coatings wear out faster than coatings based on pure base materials.



AS Valnes  
Pärnu mnt 139E/4  
11317 Tallinn,  
Estonia  
Registry code

Tel (+372) 65 65 485  
Fax (+372) 65 65 486  
valnes@valnes.ee  
www.valnes.ee

A/C 221001160812  
Hansabank  
S.W.I.F.T. HABA EE 2X

The accelerated natural wear and tear of the aforementioned surface finishing may be due to minor scratches from the rings, watches, fingernails, etc., of users, and it is not a manufacturing defect in the product and not subject to replacement under the warranty;

- only a soft cloth slightly dampened with water should be used to clean painted door handles.

#### Door closers (incl. electric)

- in the case of door closers, one must not open the door closer arm from its hinge;
- doors with built-in electromagnetic locking systems connected to the ATS control centre (to close the door in case of an ATS alarm) must not be closed **forcibly** (by pulling the door from the open position and letting it fall shut). The closing of doors with such closing systems must only occur through a signal coming through the ATS centre. As a result of **forced** closure, the electromagnetic retainer is broken in the sliding track of the closure system, and the entire sliding track must be replaced to fix the retainer. **The broken electromagnetic retainer and the sliding arm are not covered by the warranty.**  
If the doors are closed from the ATS centre, in order to open them the active door leaf must first be pushed open (usually there is a door handle or similar on this side of the door) and then the passive door leaf.

We recommend that the maintenance/adjustment/inspection of the lock cases, door handles, lock cylinders, incl. their covers, panic bars, and door closers be carried out at least twice a year (regular maintenance and inspection of the lock cases, door handles, panic bars, door closers, and lock cylinders as the condition of the manufacturer's warranty on the products takes place at least twice a year).



AS Valnes  
Pärnu mnt 139E/4  
11317 Tallinn,  
Estonia  
Registry code

Tel (+372) 65 65 485  
Fax (+372) 65 65 486  
valnes@valnes.ee  
www.valnes.ee

A/C 221001160812  
Hansabank  
S.W.I.F.T. HABA EE 2X

More detailed instructions on how to maintain lock systems:

- lock cylinders must be maintained at least every 6 months (lubricate with the special KABA lubrication and cleaning product, spray a few drops into the cylinder on initial cleaning, then push the key all the way in and pull it out again, clean the key and repeat the procedure 2–3 more times). KABA lubrication and cleaning product can be bought from the Valnes AS shop;
- lock cases (mechanical and electrical) must be maintained by cleaning the sides of the door latch and the deadbolt + lubricating with a special thicker lock grease at least twice a year (lock grease can be purchased from the Valnes AS shop);
- chemically active substances, as well as other substances that cause scratching or mechanical damage, must not be used to clean door handles and covering plates. If necessary, a soft, damp cloth can be used to clean the handles and cover plates. In the event of the door handle coming loose on the door leaf (drying occurs with wooden doors; the handle fastenings loosen even with general use), the door handle fastening bolts should be tightened. At least once a year, the moving parts of the twisting knob of the handle and cylinder must be lubricated with a special lock lubricant or a special thicker lock grease (a few drops of oil to the junction of the door handle and its mounting plate; the lock lubricant can be bought from the Valnes AS shop).
- It is necessary to adjust the door closers (not subject to the warranty; see the instructions for adjusting the door closers; the maintenance can also be ordered from Valnes AS, if necessary), since with possible changes in pressure in the rooms, the door closers will also function differently (the doors must not bang, as this will break the latch bolts). In case of door closers, one must not open the door closer arm from its hinge, otherwise the current adjustment may be altered. Door closers do not solve the obstacles to the closing and opening of doors resulting from the movement of air currents due to over-pressure or under-pressure. The closing force of the door closers must be checked to ensure that there is no banging when the door is closed. Banging causes the latch bolts of the lock case to break
- (this is especially true for doors with electric locks). In principle, the door closer is maintenance-free. Maintenance of the door closer includes checking that the closer will close all the way and inspecting the closer fastenings on the door. If the screws are loose, they need to be tightened.

The aforementioned maintenance and adjustment are not part of the warranty and the corresponding instructions must be followed by each user or, if necessary, the respective work should be ordered by Valnes AS according to their current price list.



AS Valnes on  
Eesti Turvaettevõtete  
Liidu liige

AS Valnes  
Pärnu mnt 139E/4  
11317 Tallinn,  
Estonia  
Registry code

Tel (+372) 65 65 485  
Fax (+372) 65 65 486  
valnes@valnes.ee  
www.valnes.ee


A/C 221001160812  
Hansabank  
S.W.I.F.T. HABA EE 2X




Lock case must not be painted



Force of up to 150 N may be applied in the movement direction of the handle (applies to handles complying with the EN1906 standard)



Deadbolt is not allowed to be out when the door is open



Handle and key must not be used at the



AS Valnes on  
Eesti Turvaettevõtete  
Liidu liige

# valnes®

AS Valnes  
Pärnu mnt 139E/4  
11317 Tallinn,  
Estonia  
Registry code \_\_\_\_\_

Tel (+372) 65 65 485  
Fax (+372) 65 65 486  
valnes@valnes.ee  
www.valnes.ee

A/C 221001160812  
Hansabank  
S.W.I.F.T. HABA EE 2X

same time

when opening the door



AS Valnes on  
Eesti Turvaettevõtete  
Liidu liige

AS Valnes  
Pärnu mnt 139E/4  
11317 Tallinn,  
Estonia  
Registry code

Tel (+372) 65 65 485  
Fax (+372) 65 65 486  
valnes@valnes.ee  
www.valnes.ee

A/C 221001160812  
Hansabank  
S.W.I.F.T. HABA EE 2X



The door latch of the lock case must be lubricated with special lock grease at least twice a year




The door must not be transported while holding the handle




AS Valnes on  
Eesti Turvaettevõtete  
Liidu liige

## Adjustment instructions for door closers

1. Remove the front plate of the closer



2. Use a flathead screwdriver for adjustment



1. Adjustment of the final pulling speed, + faster, - slower
2. Adjustment of the closing speed, + faster, - slower
3. Strength of the opening brake, + stronger, - weaker

VALNES AS



AS Valnes on  
Eesti Turvaettevõtete  
Liidu liige